

**Rugged  
Ridge**

**OUTLAND  
AUTOMOTIVE**

P/N: 13264.01

## Installation instructions

2007-08 Jeep® Wrangler JK - Neoprene Rear Seat Covers  
4-Door Rear Seats

13264.04

13264.09

13264.53

Parts included: (1) Rear (top & bottom) Left Side Seat Cover - Small  
(1) Rear (top & bottom) Right Seat Cover - Large  
(2) Head Rest Covers

**NOTE: Please read instructions before installing**


### Instructions:

**Step (1)** Release and slightly fold rear seat forward -Driver Side  
For 2008 and newer JK's pull nylon seat release located on the bottom corner of the seat.




Step(1)

**Step (2)** Slip upper seat cover over seat. Note location of head rest slots with Velcro.




Step (2)

**Step (3)** Slip lower Velcro strip between the upper and lower portions of the seat. and secure.



Step (3)

**Step (4)** Secure front and rear Velcro  
As shown. Adjust as needed.



Step (4)

**Step (5)** Pull upper Seat sections through head rest slots.  
**Note: Tilting head rest back will help with install.**  
Secure front & rear Velcro flaps.



Step (5A)

**Note:** on 2008 and newer models the seat release is deleted from the top. Flip the supplied flap over the top of the seat and stuff under cover (5B)

**Step (6)** Slip smaller lower seat cover into bottom of seat. Push rear of cover (with clips) between top and bottom of seat. Folding seat forward will ease installation.



Step (5B)




**Step (7)** With front of cover pulled over seat run nylon straps and clips under seat. Secure to back clips and pull tight.

**NOTE: DO NOT OVER TIGHTEN**  
**Damage to seat cover may result.**

**Step (6)**



**Step (7)**



**Step (8)** Slide side clips between seats and secure to underside of seat.

**Step (8)**



**Step (10A)**




**Step (9)** Repeat steps 6 - 8 for the right side lower seat.

**Step (10)** Unzip large right side upper cover. Slip around seat as Shown in steps 10A and 10B. Seat belt must be slid through opening before zipping.

**Step (10B)**



**Step (11)**



**Step (11)** Push lower Velcro flaps between the upper and lower seat and secure together.

**Step (12)** Pull upper Seat sections through head rest slots.  
**Note: Tilting head rest back will help with install.**  
 Secure front & rear Velcro flaps.

**Step (12A)**



**Step (12B)**



**Note:** on 2008 and newer models the seat release is deleted from the top. Flip the supplied flap over the top of the seat and stuff under cover (12B)

**Step (13)** Slide covers over head rest as shown.





## LIMITED 90 DAY WARRANTY

that should the product or any part thereof, under normal use and conditions, be proven defective in material or workmanship within 90 DAYS from the date of original purchase, such such defects will be repaired or replaced or credited at the Company's sole option.

To obtain repair or replacement within the terms of this Warranty, the product is to be delivered with proof of warranty coverage (e.g. Dated bill of sale), specification of defects) to the place of purchase or, with prior approval from the Company (RGA Number is required), freight pre-paid to the Company address listed below.

This warranty does not apply to any product or part thereof which, in the opinion of the Company, has suffered or been damaged through alteration, improper installation, mishandling, misuse, neglect, accident or by acts of nature. THE EXTENT OF THE COMPANY'S LIABILITY UNDER THIS WARRANTY IS LIMITED TO THE REPAIR OR REPLACEMENT PROVIDED ABOVE AND, IN NO EVENT, SHALL THE COMPANY'S LIABILITY EXCEED THE PURCHASE PRICE PAID BY PURCHASER FOR THE PRODUCT.

This Warranty is in lieu of all express warranties or liabilities. ANY IMPLIED WARRANTIES, INCLUDING ANY IMPLIED WARRANTY OF MERCHANTABILITY, SHALL BE LIMITED TO THE DURATION OF THIS WRITTEN WARRANTY. ANY ACTION FOR BREACH OF ANY WARRANTY HEREUNDER INCLUDING ANY IMPLIED WARRANTY OF MERCHANTABILITY MUST BE BROUGHT WITHIN THE PERIOD OF 90 DAYS FROM DATE OF ORIGINAL PURCHASE.

IN NO CASE SHALL THE COMPANY BE LIABLE FOR ANY CONSEQUENTIAL OR INCIDENTAL DAMAGES FOR BREACH OF THIS OR ANY OTHER WARRANTY, EXPRESS OR IMPLIED, WHATSOEVER. No person or representative is authorized to assume for the Company any liability other than expressed herein in connection with the sale of this product.

Some States do not allow limitations on how long an implied warranty lasts or the exclusion or limitation of incidental or consequential damage, so the above limitations may not apply to you. This warranty gives you specific legal rights and you may also have other rights, which vary from state to state.

Omix-ada Inc.  
460 Horizon Dr. Suite 400  
Suwanee, Georgia 30024