



JLT 3.0 Oil Separator, Driver Side (2012-17 Jeep JK 3.6L)


 #3064D

 Installation Instructions

Please review complete instructions prior to installing.

Step#	
1	Verify you have all of the following parts included in the kit: (1) JLT Oil Separator with hoses, (1) mounting bracket, (2) fine thread machine screws
2	Gather all of the following tools needed for the installation: Phillips & 8mm socket and ratchet Using the 8mm bolt holding the AC line to the computer bracket, mount the supplied JLT bracket
3	
4	<p>Using the supplied screws, mount the Oil Separator to the bracket with "J" toward the rear and "T" toward the front of the vehicle. As so it's readable from the passenger side.</p> 

REMOVE ENGINE COVER BY PULLING STRAIGHT UP AND PULL FORWARD.
Route hoses under intake tube and throttle body up into the intake manifold area.
Unplug hard PCV line from angled rubber connection.
Plug JLT line with male fitting into the rubber angled connection and the rubber female to the factory hard line shown here:



5



To properly clean the filter in the Oil Separator, spray any degreaser or solvent (such as carb cleaner) through it and let it air dry. Clean it every 10,000 miles. Thanks for the business. If you have any questions, please e-mail Info@JLTtruecoldair.com or call 757-335-1940. Our hours are Monday-Friday. 8:00am – 5:00pm Eastern Time.

Warranty: JLT Performance Inc. will repair or replace any part of their product found upon our inspection to be defective in workmanship or material within 1 year from the purchase date for the original purchaser.

Disclaimer: JLT Performance Inc. makes no warranties whatsoever, expressed or implied, oral or written to any purchasers, except the warranty above. JLT Performance Inc. hereby specifically excludes from any implied warranty of merchantability or implied warranty of incidental, secondary, or consequential damages of any kind whatsoever. All purchasers and users of products manufactured by JLT Performance Inc. agree to hold harmless and indemnify JLT Performance Inc. from any and all claims arising from their use. Failure to receive notice of any of the limitations contained in this disclaimer shall not serve to extend liability to JLT Performance Inc. for any claims arising out of use of its products.

Return Policy: All returns will be subject to a 10%-25% restocking fee. Please visit www.JLTtruecoldair.com for complete return policy.