




Installation Instructions JLT Cold Air Intake Kit 2017-2023 F150 5.0L #CAI-F15050-15

Thank you for purchasing our product. We hope you are satisfied with the look and performance. Take your time and it will be a smooth install.

Please review complete instructions prior to installing.

Step#	
1	Verify you have all of the following parts included in the kit: (1) JLT Intake tube W/ PCV fitting and Breather Hose, (1) 3.5"-4" Elbow Reducer, (1) 56 size clamp, (1) 64 size clamp (1) 4.5x6" Air Filter, (1) Heat Shield, (1) Heat Shield Gasket
2	Gather all the following tools needed for the installation: 5/16 nut driver, Phillips head screwdriver
3	Remove the stock airbox by loosening the clamp at the throttle body, unplug the PCV tube, small breather line and coolant hose. The top of the air box is held to the bottom with 2 retaining clips, pop those off and remove the entire intake tube assembly.  A photograph of the engine compartment of a vehicle. Five white arrows point to specific components: the air filter housing, the PCV tube, the breather hose, the coolant hose, and the intake tube assembly.
4	Remove the adhesive backing of the heat shield gasket and apply it to the lower portion of the heat shield.  A close-up photograph showing a grey plastic heat shield gasket being applied to a metal heat shield. A white arrow points to the adhesive backing of the gasket.

5	Install the JLT heat shield onto the factory box, it will slide into the back portion. Reattach the 2 clips to secure the heat shield.
6	Attach the Rubber reducer to the JLT intake tube and loosely install the clamps.
7	<p>Install the Rubber reducer on the throttle body and rotate down to sit in the heat shield and tighten clamps. You may need to rotate the tube in the coupler to get it to sit straight before tightening the clamps. Now install the air filter onto the end of the tube and tighten the clamp. Plug in the PCV fitting, and breather hose. That's it!</p> <p>CLAMPS ONLY NEED TO BE SNUG-DO NOT OVER TIGHTEN</p> 
8	<p>CARB EO is for 2015 and 2016 models only. 2017 approval is pending. Not CARB approved for 2018-2020.</p> <p>2015 and 2016 models: Place the supplied CARB EO sticker under the hood in a visible location.</p>

Oil Filter: The frequency you should clean your filter will depend on your driving conditions. It is recommended to check your filter at every oil change or 3,000 miles. If there is a build-up of dirt as thick as the wire mesh, then it's time to clean your filter.

To properly clean your oil filter, we recommend the S&B Precision Cleaning & Oiling Kit (located in the Parts Sold Separately Section of our website, www.JLTtruecoldair.com).

Thanks for the business. If you have any questions, please e-mail info@JLTtruecoldair.com or call 757-335-1940. Our hours are Monday-Friday, 8:00am – 5:00pm Eastern Time.

JLT Performance Lifetime Satisfaction Guarantee. We want you to be a JLT Performance customer for life! Your new JLT Performance product is warranted to be free from defects in materials and workmanship for the life of the *original retail purchaser*, subject to the limitations contained in our warranty found here. www.jlttruecoldair.com/warranty

We guarantee workmanship, tunability and even a pathway to discounted upgrades for substantially improved items.

Return Policy: All returns will be subject to a 10%-25% restocking fee. Air Filters will not be accepted for return unless they are in original plastic sealed bag. Please visit www.JLTtruecoldair.com for complete return policy.

Disclaimer: JLT Performance Inc. makes no warranties whatsoever, expressed or implied, oral or written to any purchasers, except the warranty above. JLT Performance Inc. hereby specifically excludes from any implied warranty of merchantability or implied warranty of incidental, secondary, or consequential damages of any kind whatsoever. All purchasers and users of products manufactured by JLT Performance Inc. agree to hold harmless and indemnify JLT Performance Inc. from any and all claims arising from their use. Failure to receive notice of any or the limitations contained in this disclaimer shall not serve to extend liability to JLT Performance Inc. for any claims arising out of use of its products.