



**FORD PERFORMANCE**

**M-9603-M4** 2015-17 MUSTANG 2.3L COLD AIR INTAKE W/Cal

NO PART OF THIS DOCUMENT MAY BE REPRODUCED WITHOUT PRIOR AGREEMENT AND WRITTEN PERMISSION OF FORD PERFORMANCE PARTS

Please visit [www.performanceparts.ford.com](http://www.performanceparts.ford.com) for the most current instruction and warranty information.

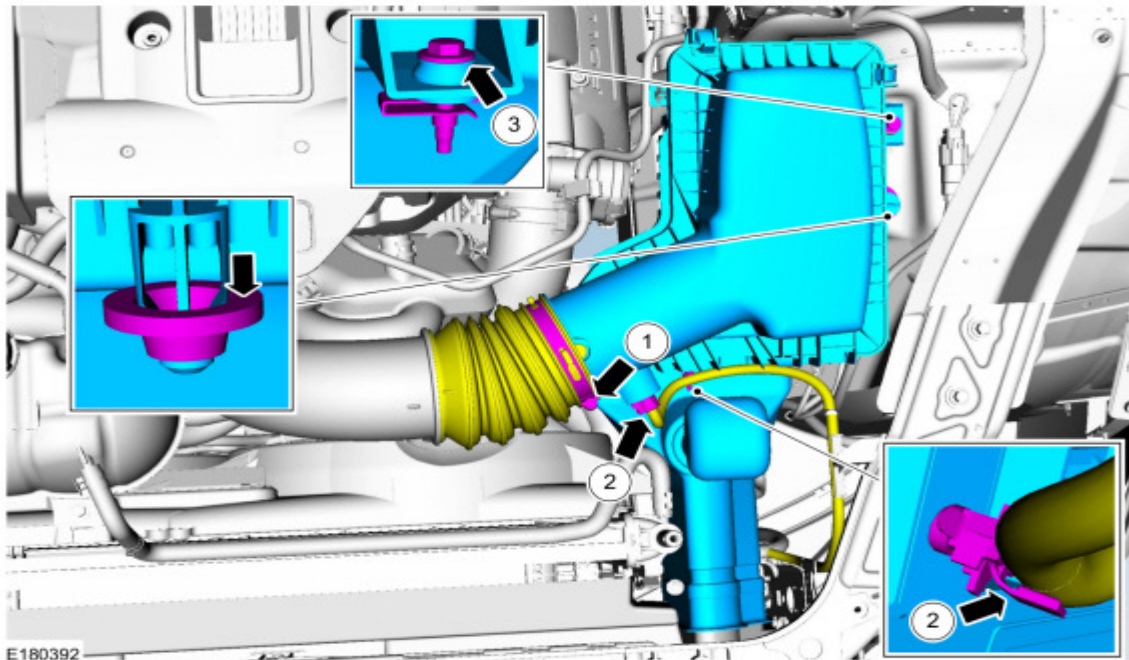
**PLEASE READ ALL OF THE FOLLOWING INSTRUCTIONS CAREFULLY PRIOR TO INSTALLATION. AT ANY TIME YOU DO NOT UNDERSTAND THE INSTRUCTIONS, PLEASE CALL THE FORD PERFORMANCE TECHLINE AT 1-800-367-3788**

**Kit contains:**

- 1-Filter adapter
- 1-Offset tie wrap
- 1-Inlet air temp sensor
- 1-Air cleaner assembly
- 1-Foam seal
- 1-Air Inlet
- 1-ProCal voucher and Procal 3 vehicle interface connector
- 1-EO label
- 1-USB Cable

**Warning: Read ProCal voucher before starting installation!**

**Remove stock air cleaner housing**



Factory Ford shop manuals are available from Helm Publications, 1-800-782-4356



**FORD PERFORMANCE**

## **M-9603-M4** 2015-17 MUSTANG 2.3L COLD AIR INTAKE W/Cal

NO PART OF THIS DOCUMENT MAY BE REPRODUCED WITHOUT PRIOR AGREEMENT AND WRITTEN PERMISSION OF FORD PERFORMANCE PARTS

1. Loosen the clamp, position aside the air outlet pipe.
2. Detach the wiring harness retainer and disconnect the IAT sensor electrical connectors.
3. Remove the bolt.

Remove air cleaner assembly.



Install offset wire tie on IAT sensor harness.

Factory Ford shop manuals are available from Helm Publications, 1-800-782-4356



**FORD PERFORMANCE**

**M-9603-M4** 2015-17 MUSTANG 2.3L COLD AIR INTAKE W/Cal

NO PART OF THIS DOCUMENT MAY BE REPRODUCED WITHOUT PRIOR AGREEMENT AND WRITTEN PERMISSION OF FORD PERFORMANCE PARTS



Remove air filter. Save air filter for reuse.  
Remove air bucket to hood rubber seal from top of air bucket by removing the 4 bolts.  
Discard air filter to throttle body tube

Factory Ford shop manuals are available from Helm Publications, 1-800-782-4356



**FORD PERFORMANCE**

**M-9603-M4** 2015-17 MUSTANG 2.3L COLD AIR INTAKE W/Cal

NO PART OF THIS DOCUMENT MAY BE REPRODUCED WITHOUT PRIOR AGREEMENT AND WRITTEN PERMISSION OF FORD PERFORMANCE PARTS



Modify air inlet by cutting rubber seal.  
Install inlet on air bucket

Factory Ford shop manuals are available from Helm Publications, 1-800-782-4356



**FORD PERFORMANCE**

**M-9603-M4** 2015-17 MUSTANG 2.3L COLD AIR INTAKE W/CaI

NO PART OF THIS DOCUMENT MAY BE REPRODUCED WITHOUT PRIOR AGREEMENT AND WRITTEN PERMISSION OF FORD PERFORMANCE PARTS



Install air bucket/air inlet assembly into vehicle. Do not bolt bucket down.


Factory Ford shop manuals are available from Helm Publications, 1-800-782-4356



**FORD PERFORMANCE**

**M-9603-M4** 2015-17 MUSTANG 2.3L COLD AIR INTAKE W/CaI

NO PART OF THIS DOCUMENT MAY BE REPRODUCED WITHOUT PRIOR AGREEMENT AND WRITTEN PERMISSION OF FORD PERFORMANCE PARTS



Install IAT sensor into adapter and install adapter into hose. Do not tighten clamp.

Factory Ford shop manuals are available from Helm Publications, 1-800-782-4356



**FORD PERFORMANCE**

**M-9603-M4** 2015-17 MUSTANG 2.3L COLD AIR INTAKE W/Cal

NO PART OF THIS DOCUMENT MAY BE REPRODUCED WITHOUT PRIOR AGREEMENT AND WRITTEN PERMISSION OF FORD PERFORMANCE PARTS



Route IAT sensor harness inside air bucket.

Factory Ford shop manuals are available from Helm Publications, 1-800-782-4356



**FORD PERFORMANCE**

**M-9603-M4** 2015-17 MUSTANG 2.3L COLD AIR INTAKE W/Cal

NO PART OF THIS DOCUMENT MAY BE REPRODUCED WITHOUT PRIOR AGREEMENT AND WRITTEN PERMISSION OF FORD PERFORMANCE PARTS



Drill hole for harness retainer.




Factory Ford shop manuals are available from Helm Publications, 1-800-782-4356



**FORD PERFORMANCE**

**M-9603-M4** 2015-17 MUSTANG 2.3L COLD AIR INTAKE W/Cal

NO PART OF THIS DOCUMENT MAY BE REPRODUCED WITHOUT PRIOR AGREEMENT AND WRITTEN PERMISSION OF FORD PERFORMANCE PARTS



Install air filter.

Reinstall air bucket to hood rubber seal using the 4 bolts. Torque to 71 lb. in.

Factory Ford shop manuals are available from Helm Publications, 1-800-782-4356



**FORD PERFORMANCE**

**M-9603-M4** 2015-17 MUSTANG 2.3L COLD AIR INTAKE W/CaI

NO PART OF THIS DOCUMENT MAY BE REPRODUCED WITHOUT PRIOR AGREEMENT AND WRITTEN PERMISSION OF FORD PERFORMANCE PARTS



Position air bucket and install bolt. Make sure modified rubber seal on inlet is folded down by reaching your hand into the inlet. Torque bolt to 71 lb. in.

Tighten clamps.

Factory Ford shop manuals are available from Helm Publications, 1-800-782-4356



**FORD PERFORMANCE**

**M-9603-M4** 2015-17 MUSTANG 2.3L COLD AIR INTAKE W/Cal

NO PART OF THIS DOCUMENT MAY BE REPRODUCED WITHOUT PRIOR AGREEMENT AND WRITTEN PERMISSION OF FORD PERFORMANCE PARTS



Install foam seal.

Factory Ford shop manuals are available from Helm Publications, 1-800-782-4356