





757-842-6497
WWW.JLOSC.COM

J&L 3.0 Oil Separator #3036P Installation Instructions
(2011-14 F-150 - 6.2L/SVT Raptor; 6.2L/SVT Raptor with Roush/Whipple Supercharger,
2015-2017 Ford Expedition 3.5EB)
Installation Instructions

To view install video: go to our website, www.JLosc.com and type 3036P in search box

Please review complete instructions prior to installing.


Step#	
1	Verify you have all of the following parts included in the kit: (1) J&L Oil Separator, (1) J&L Mounting bracket, (2) Fine thread machine screws, (1) 10mm nut, (1) J Clip, (1) M6 bolt (1) 18" Hose with 90 degree fitting, (1) 21" hose with 45 degree fitting, (1) 3/8" plug for Supercharged applications
2	Gather all of the following tools needed for the installation: Phillips screwdriver, 10mm socket or wrench.
3	ECOBOOST 3.5: Remove engine cover by removing oil fill cap and pulling up on the cover.
4	Remove factory PCV line by pulling tabs and pulling it off of the engine. 
	2011-14 6.2: Use the supplied machine screws and mount the J&L Oil Separator to the J&L bracket. The J&L on the can should line up with the J&L on the bracket and the supplied J Clip and bolt to mount the J&L bracket to the plastic cowl panel here: 

2015-19 3.5 Expedition:


Use the supplied machine screws and mount the Oil Separator to the J&L bracket. The J&L on the can should line up with the J&L on the bracket. Install assembly onto existing stud at PCM and tighten with supplied nut.

ROTATING INSIDE FITTING CAN HELP WITH ENGINE COVER INSTALL. 18MM WRENCH

3.5L EcoBoost



21" Hose with 45 degree fitting to intake manifold



18" hose with 90 degree fitting will route to PCV as shown.

6.2L



21" Hose with 45 degree fitting to intake manifold or supercharger

18" hose with 90 degree fitting will route to PCV as shown.

To properly clean the filter in the Oil Separator, spray any degreaser or solvent through it and let it air dry. Clean it every 10,000 miles. Thank you for your business. If you have any questions, please e-mail info@JLosc.com or call 757-842-6497. Our hours are Monday-Friday, 8:00am – 5:00pm Eastern Time.

J&L Oil Separator co. Lifetime Satisfaction Guarantee. We want you to be a J&L customer for life! Your new J&L product is warranted to be free from defects in materials and workmanship for the life of the *original retail purchaser*, subject to the limitations contained in our warranty found here. www.JLosc.com/warranty

We guarantee workmanship and even a pathway to discounted upgrades for substantially improved items.

Return Policy: All returns will be subject to a 10%-25% restocking fee. Please visit www.JLosc.com for complete return policy.

Disclaimer: J&L Oil Separator co. makes no warranties whatsoever, expressed, or implied, oral or written to any purchasers, except the warranty above. J&L Oil Separator co. hereby specifically excludes from any implied warranty of merchantability or implied warranty of incidental, secondary, or consequential damages of any kind whatsoever. All purchasers and users of products manufactured by J&L Oil Separator co. agree to hold harmless and indemnify J&L Oil Separator co. from any and all claims arising from their use. Failure to receive notice of any or the limitations contained in this disclaimer shall not serve to extend liability to J&L Oil Separator co. for any claims arising out of use of its products.