




757-842-6497
WWW.JLOSC.COM

**J&L Oil Separator, Passenger Side
(1986-1993 Ford Mustang 5.0 302)
#3045P**


Installation Instructions

Install video available at our website www.JLosc.com Search: 3045P and click videos.

Please review complete instructions prior to installing.

Step #	
1	Verify you have all of the following parts included in the kit: (1) J&L Oil Separator (1) J&L Mounting Bracket, (2) M4x10 Thread Machine Screws, (1) Bolt, (1) nut and (1) washer
2	Gather all of the following tools needed for the installation: 10mm socket and ratchet, 10mm wrench, light oil and Phillips screwdriver.
3	<p>Use the supplied bolt, nut and fender washer to secure the bracket to the hole in the firewall behind the throttle body. BOLT-BRACKET-BODY-WASHER-NUT</p> 

Locate and remove stock **PCV valve** from the lower intake manifold center rear of engine by pulling up on assembly and **remove** from factory hose. NOTE: Now is the time to replace the PCV valve, hose, filter in lower manifold and rubber manifold grommet. See pictures to help with location.




Use light oil and install PCV valve into the **long hose** connected to the separator




5

Route the PCV valve and hose behind the intake and hoses and install valve into the lower manifold grommet. Also route the shorter hose with fitting to connect to the factory hose the PCV valve was connected to.



6

Use the supplied M4x10 screws to mount the separator to the bracket.



7

To properly clean the filter in the Oil Separator, spray any degreaser or solvent through it and let it air dry. Clean it every 10,000 miles.

Thank you for your business. If you have any questions, please e-mail info@JLosc.com or call 757-842-6497. Our hours are Monday-Friday. 8:00am – 5:00pm Eastern Time.

J&L Oil Separator co. Lifetime Satisfaction Guarantee. We want you to be a J&L customer for life! Your new J&L product is warranted to be free from defects in materials and workmanship for the life of the *original retail purchaser*, subject to the limitations contained in our warranty found here. www.JLosc.com/warranty

We guarantee workmanship and even a pathway to discounted upgrades for substantially improved items.

Return Policy: All returns will be subject to a 10%-25% restocking fee. Please visit www.JLosc.com for complete return policy.

Disclaimer: J&L Oil Separator co. makes no warranties whatsoever, expressed, or implied, oral or written to any purchasers, except the warranty above. J&L Oil Separator co. hereby specifically excludes from any implied warranty of merchantability or implied warranty of incidental, secondary, or consequential damages of any kind whatsoever. All purchasers and users of products manufactured by J&L Oil Separator co. agree to hold harmless and indemnify J&L Oil Separator co. from any and all claims arising from their use. Failure to receive notice of any or the limitations contained in this disclaimer shall not serve to extend liability to J&L Oil Separator co. for any claims arising out of use of its products.