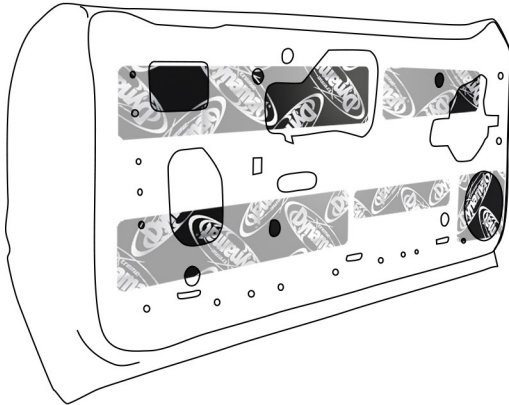




Install Dynamat as shown, align with existing brackets, supports, and holes.

Step 1: Outer Door Patches (5 per door) - Install on inside of outer door skin by passing through access holes in inner door structure.

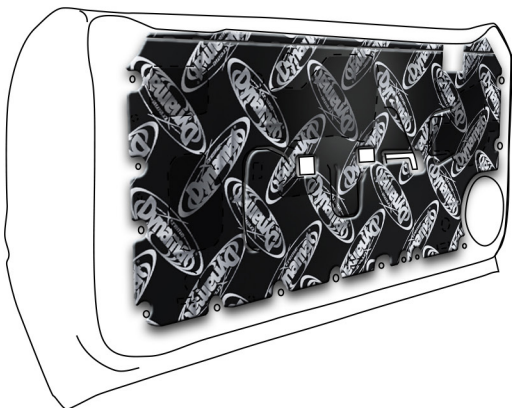
Tip: Partially pre-peeling release paper backing and folding aluminum faces together makes this easier. Adhere to door. Smooth with Dynamat roller for best results.



Door diagram for demonstration and placement purposes only. Does not represent the true shape of individual parts.

Step 2: Doors - Install on inner door structure behind trim panel. Align with existing brackets, supports, and holes.

Tip: Test fit first. Partially pre-peel paper backing and align, attach Dynamat where butyl is exposed and continue to slowly remove paper backing while applying to door. Smooth with Dynamat roller for best results.



Door diagram for demonstration and placement purposes only. Does not represent the true shape of individual parts.

Note: Part is designed as vapor barrier as well as sound damper. All holes in door may not be represented on Dynamat. If access is later needed, cut opening with razor knife and reseal with DynaTape.



WARRANTY: Dynamat, Inc. guarantees the contents of the container only for a period of one year from the date of purchase. If product is found to be defective, replacement material will be furnished free of charge or a refund of the material cost will be given at manufacturer option. Due to the fact that Dynamat, Inc. has no control over proper surface preparation, application or installation methods, no guarantee as to results is offered, expressed, or implied. Dynamat Inc.'s liability for claims of any kind is strictly limited to the purchase price of the material.



1979-1993 Ford Mustang

Part # - XFO M3 F

FLOOR

Notchback/Convertible/Hatchback/T-Top

Install Dynamat as shown, align with existing brackets, supports, and holes.

FRONT OF VEHICLE



Firewall / Tunnel



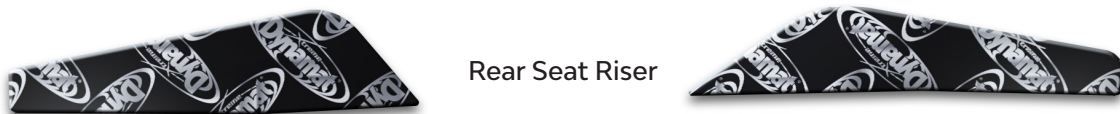
Front Floor



Under Seat



Rear Floor



Rear Seat Riser

REAR OF VEHICLE

DRIVER SIDE

PASSENGER SIDE



WARRANTY: Dynamat, Inc. guarantees the contents of the container only for a period of one year from the date of purchase. If product is found to be defective, replacement material will be furnished free of charge or a refund of the material cost will be given at manufacturer option. Due to the fact that Dynamat, Inc. has no control over proper surface preparation, application or installation methods, no guarantee as to results is offered, expressed, or implied. Dynamat Inc.'s liability for claims of any kind is strictly limited to the purchase price of the material.



1979-1993 Ford Mustang

Part # - XFO M3 T

TRUNK

Hatchback/T-Top

Install Dynamat as shown, align with existing brackets, supports, and holes.

FRONT OF VEHICLE

DRIVER SIDE

PASSENGER SIDE



REAR



WARRANTY: Dynamat, Inc. guarantees the contents of the container only for a period of one year from the date of purchase. If product is found to be defective, replacement material will be furnished free of charge or a refund of the material cost will be given at manufacturer option. Due to the fact that Dynamat, Inc. has no control over proper surface preparation, application or installation methods, no guarantee as to results is offered, expressed, or implied. Dynamat Inc.'s liability for claims of any kind is strictly limited to the purchase price of the material.



1979-1993 Ford Mustang

Part # - XFO M3 R

ROOF

Hatchback

Install Dynamat as shown, align with existing brackets, supports, and holes.

FRONT OF VEHICLE

DRIVER SIDE



PASSENGER SIDE

REAR OF VEHICLE



WARRANTY: Dynamat, Inc. guarantees the contents of the container only for a period of one year from the date of purchase. If product is found to be defective, replacement material will be furnished free of charge or a refund of the material cost will be given at manufacturer option. Due to the fact that Dynamat, Inc. has no control over proper surface preparation, application or installation methods, no guarantee as to results is offered, expressed, or implied. Dynamat Inc.'s liability for claims of any kind is strictly limited to the purchase price of the material.



1979-1993 Ford Mustang

Part # - XFO M3 U

UNDER REAR SEAT

Hatchback/T-Top

Install Dynamat as shown, align with existing brackets, supports, and holes.

REAR



PASSENGER SIDE



Install on quarter panel sheet metal by passing through access holes.



Install on quarter panel sheet metal by passing through access holes.

DRIVER SIDE

FRONT OF VEHICLE



WARRANTY: Dynamat, Inc. guarantees the contents of the container only for a period of one year from the date of purchase. If product is found to be defective, replacement material will be furnished free of charge or a refund of the material cost will be given at manufacturer option. Due to the fact that Dynamat, Inc. has no control over proper surface preparation, application or installation methods, no guarantee as to results is offered, expressed, or implied. Dynamat Inc.'s liability for claims of any kind is strictly limited to the purchase price of the material.



1979-1993 Ford Mustang

Part # - XFO M3 U2

UNDER REAR SEAT

Convertible

Install Dynamat as shown, align with existing brackets, supports, and holes.

REAR OF VEHICLE

PASSENGER SIDE



DRIVER SIDE



Install on vertical support bracket just above the floor.



Install on vertical support bracket just above the floor.

FRONT OF VEHICLE



WARRANTY: Dynamat, Inc. guarantees the contents of the container only for a period of one year from the date of purchase. If product is found to be defective, replacement material will be furnished free of charge or a refund of the material cost will be given at manufacturer option. Due to the fact that Dynamat, Inc. has no control over proper surface preparation, application or installation methods, no guarantee as to results is offered, expressed, or implied. Dynamat Inc.'s liability for claims of any kind is strictly limited to the purchase price of the material.



1979-1993 Ford Mustang

Part # - XFO M3 L

TRUNK LID

Hatchback/T-Top

Install Dynamat as shown, align with existing brackets, supports, and holes.

Install all parts on (open) Trunk Lid of vehicle as shown.

REAR (TOP)

DRIVER SIDE



PASSENGER SIDE

FRONT OF VEHICLE (BOTTOM)



WARRANTY: Dynamat, Inc. guarantees the contents of the container only for a period of one year from the date of purchase. If product is found to be defective, replacement material will be furnished free of charge or a refund of the material cost will be given at manufacturer option. Due to the fact that Dynamat, Inc. has no control over proper surface preparation, application or installation methods, no guarantee as to results is offered, expressed, or implied. Dynamat Inc.'s liability for claims of any kind is strictly limited to the purchase price of the material.



1979-1993 Ford Mustang

Part # - XFO M3 L2

TRUNK LID

Coupe (notchback) and Convertible

Install Dynamat as shown, align with existing brackets, supports, and holes.

Install all parts on (open) Trunk Lid of vehicle as shown.

REAR (TOP)

DRIVER SIDE



PASSENGER SIDE

FRONT OF VEHICLE (BOTTOM)



WARRANTY: Dynamat, Inc. guarantees the contents of the container only for a period of one year from the date of purchase. If product is found to be defective, replacement material will be furnished free of charge or a refund of the material cost will be given at manufacturer option. Due to the fact that Dynamat, Inc. has no control over proper surface preparation, application or installation methods, no guarantee as to results is offered, expressed, or implied. Dynamat Inc.'s liability for claims of any kind is strictly limited to the purchase price of the material.